



Manhole Odor Eliminator

Sizing Guide - Grease Traps

Patented

www.ManholeOdorEliminator.com

The following information is required for proper installation of the Manhole Odor Eliminator. Indicate whether manhole cover style is 1, 2 or 3. Then measure all required dimensions of cover and manhole.



Company: _____

Name: _____

Phone: _____

Email: _____

Date: _____

Manhole ID: _____

Cover Style (1, 2 or 3): _____

OD: Outside diameter of lip _____

(For tapered frames measure smallest diameter at base of frame.)

ID: Inside diameter of opening _____

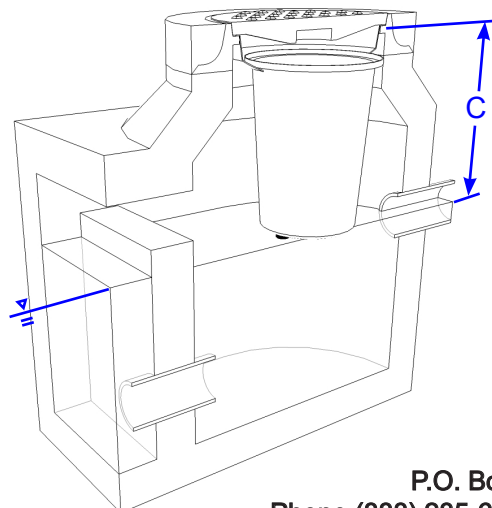
A: Drop ring diameter _____

(Measure largest diameter at top of ring. Does not apply to style 1 covers)

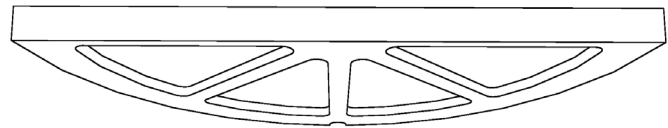
B: Drop ring depth _____

(Does not apply to style 1 covers)

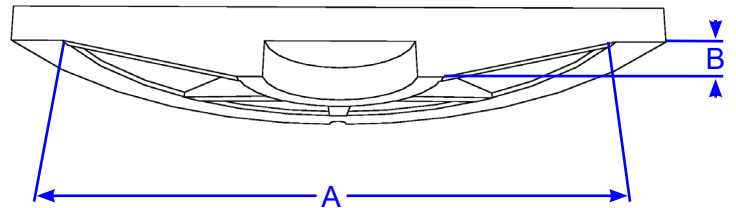
C: Depth of manhole _____



Type 1 Flat Manhole Cover



Type 2 Tapered Drop Ring



Type 3 Square Drop Ring

