



# Manhole Odor Eliminator

## Sizing Guide - Round Manhole Cover

Patented

[www.ManholeOdorEliminator.com](http://www.ManholeOdorEliminator.com)

The following information is required for proper installation of the Manhole Odor Eliminator. Indicate whether manhole cover style is 1, 2 or 3. Then measure all required dimensions of cover and manhole.



Company: \_\_\_\_\_

Name: \_\_\_\_\_

Phone: \_\_\_\_\_

Email: \_\_\_\_\_

Date: \_\_\_\_\_

Manhole ID: \_\_\_\_\_

Cover Style (1, 2 or 3): \_\_\_\_\_

OD: Outside diameter of lip \_\_\_\_\_

*(For tapered frames measure smallest diameter at base of frame.)*

ID: Inside diameter of opening \_\_\_\_\_

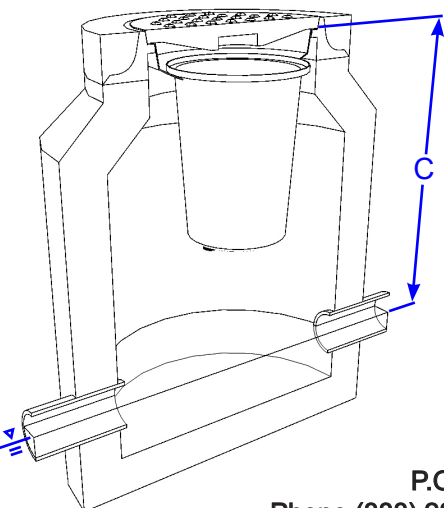
A: Drop ring diameter \_\_\_\_\_

*(Measure largest diameter at top of ring. Does not apply to style 1 covers)*

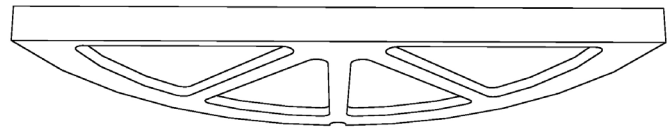
B: Drop ring depth \_\_\_\_\_

*(Does not apply to style 1 covers)*

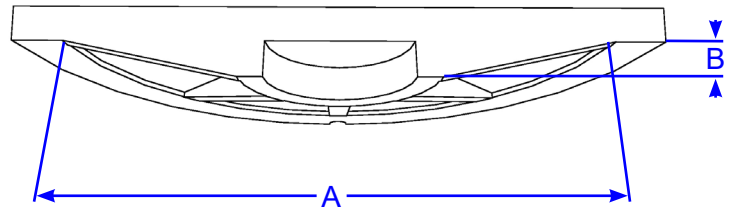
C: Depth of manhole \_\_\_\_\_



Type 1 Flat Manhole Cover



Type 2 Tapered Drop Ring



Type 3 Square Drop Ring

